



The Denver Foundation's Investment Approach

The Denver Foundation is committed to the stewardship of our donors' and fundholders' charitable goals and legacies. We offer multiple platforms for the long-term investment of more than \$1.26 billion¹ in assets, governed under the leadership of our board of trustees and investment committee. In addition to our three internal investment pools, we offer many ways for our donors to invest their charitable funds, including impact-first investments and the opportunity for financial advisors to manage assets on our platform.

OUR INVESTMENT POOLS

As a fundholder, you have the opportunity to select the investment option best suited for your fund. The Denver Foundation has three internal, diversified investment pools composed of public equities, fixed income, real assets, hedge funds, and private markets.

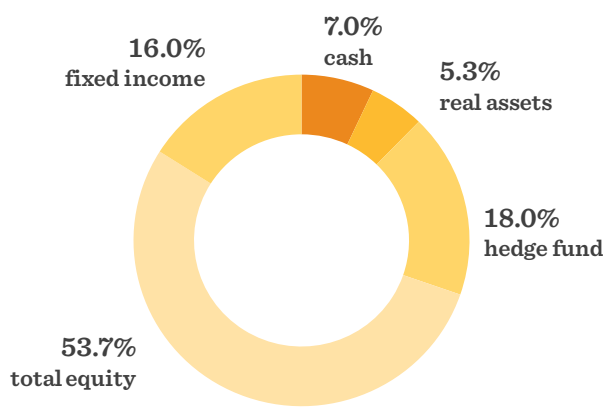
For questions about our investment pools or your fund's investments, please contact your relationship manager or email information@denverfoundation.org.

Long-Term Balanced Pool

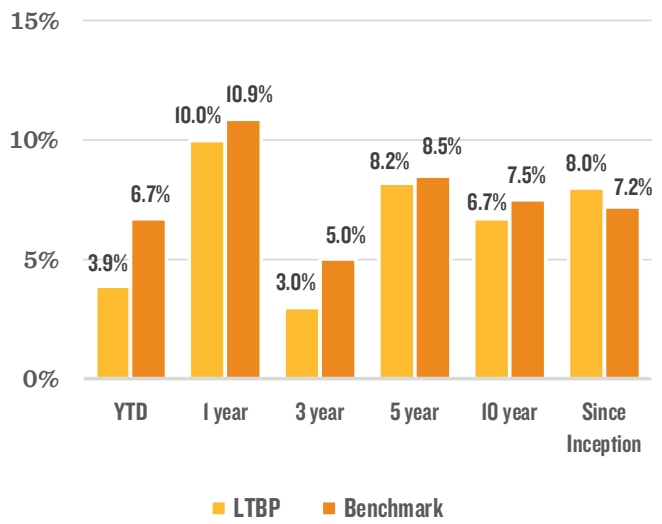
(\$506.1 million total market value)
est. 1996

The Long-Term Balanced Pool, the foundation's oldest investment option, presents a long-term diversified investment approach across multiple asset classes, including a substantial weighting to private capital. Allocation to the private markets helps this pool weather market volatility. This pool is suitable for donors looking for a diverse investment portfolio for the long-term investment of their charitable funds.

Asset Allocation



Performance Summary



Internal Expense Ratio³

1.15%

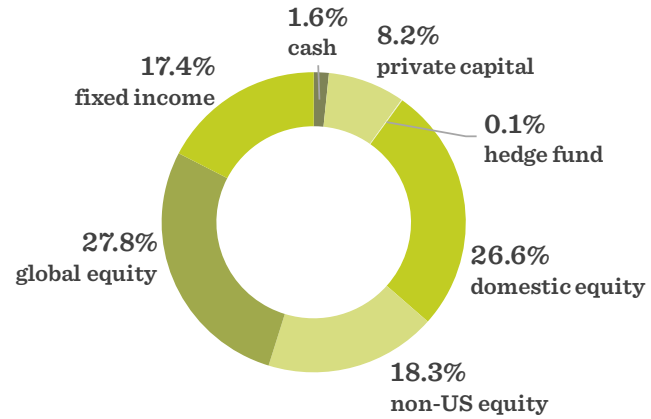


Sustainable and Responsible Investment (SRI) Pool

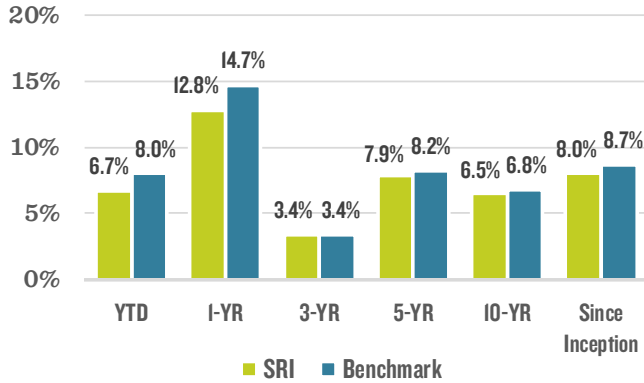
(\$260.9 million total market value)
est. 2010

The SRI Pool uses a long-term diversified investment approach across multiple asset classes with a focus on aligning investments with the mission and values of the foundation. This approach includes identifying diverse-led and owned funds and companies; and thematic mission-aligned investments (e.g., affordable housing, clean technology). This pool is suitable for donors who want to align their charitable investments for the long term with their philanthropic priorities.

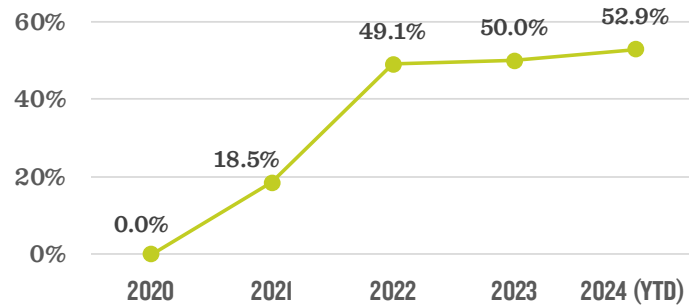
Asset Allocation



Performance Summary



Assets allocated to diverse-owned or -led firms ²



Internal Expense Ratio ³

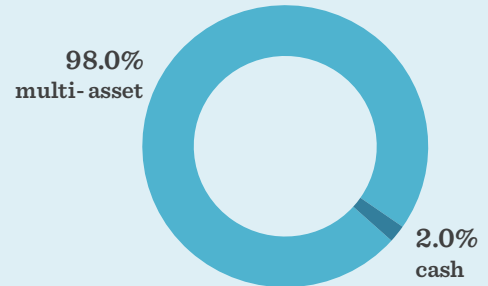
0.79%

Index Pool

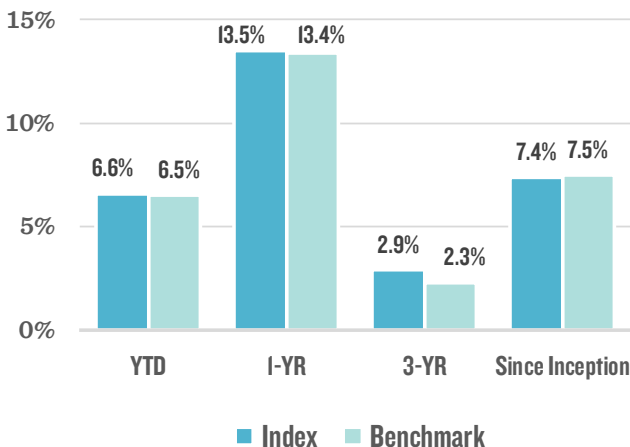
(\$23.7 million total market value)
est. 2019

The Index Pool presents a diversified investment approach through holdings in two Vanguard mutual funds. This pool is suitable for donors who are seeking a low-cost investment option for their charitable assets.

Asset Allocation



Performance Summary



Internal Expense Ratio ³

0.20%

NOTES

Please see our website for information about specific benchmarks and a complete list of managers by investment pool.

¹ Total assets include our investment pools, advisor managed fund assets, trusts, impact investments and other property holdings. That is why total assets are larger than sum of the assets in each pool.

² Diverse-owned and -led firms are defined as those owned or led by women, or people of color.

³ Internal expense ratio is the cost of owning a fund.

NEPC disclosure: Past performance is no guarantee of future results. Returns are reported net of manager fees unless otherwise noted. All investments carry some level of risk. Diversification and other asset allocation techniques are not guaranteed to ensure profit or protect against losses.