



2024

Annual Report

The Denver
Foundation



2024

BY THE NUMBERS

\$132.0 M

AMOUNT IN GIFTS RECEIVED

1,247

NUMBER OF FUNDS

\$133.9 M

AMOUNT OF GRANTS AWARDED

6,337

NUMBER OF GRANTS

\$1.34 B

TOTAL ASSETS

Cover image caption: Danielle Helm, community connector and Kim Yuan-Farrell, executive director of The Park People, a Community Grants Program grantee.

A message from the president

2024 was a year of profound transition, with a growing sense of fragmentation, socially, technologically, and politically. While we felt these shifts deeply here in Colorado, we also saw our community show up for each other with creativity, care, and commitment.

In 2024, we launched a new initiative to bring people together across lines of difference: Belonging Colorado, a special fund at The Denver Foundation. We awarded \$225,000 to support 15 organizations, representing nonprofits, community-based organizations, and local governments, to help plan their programs to expand Coloradans' sense of belonging. They will implement these plans in 2025 and 2026.

We are proud to be a part of this initiative, and it's only a piece of all the incredible work carried out by our donors, fundholders, nonprofit partners, and community members in 2024.

Together, we invested \$134 million in this community, including \$5.5 million through our endowment, the Fund for Denver, to 427 organizations in Metro Denver. Our fundholders awarded \$99 million to causes ranging from religious institutions to climate groups, and the arts. And more students than ever received support to pursue their education, with 2024 marking our largest year yet in both the number of scholarships awarded and the total dollars distributed.

What we accomplished together in 2024 is a reminder of what's possible. In a year of uncertainty, people came together, investing in connection, opportunity, and a more sustainable and inclusive future. Now more than ever, these values will continue to guide our work.

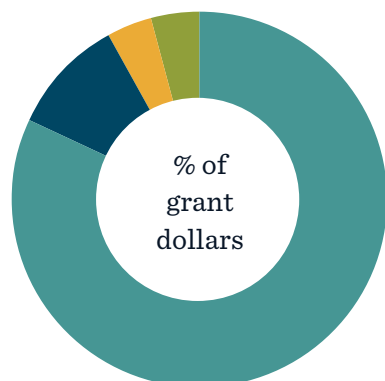
Your generosity and commitment continue to provide hope and move our community forward. Thank you for choosing The Denver Foundation as your partner in this work.



Javier Alberto Soto
President & CEO
The Denver Foundation



Distribution of All Grants



Donor-influenced	82%
Scholarships	10%
Fund for Denver	4%
Other programs	4%

Donor-Advised Grantmaking

3,635

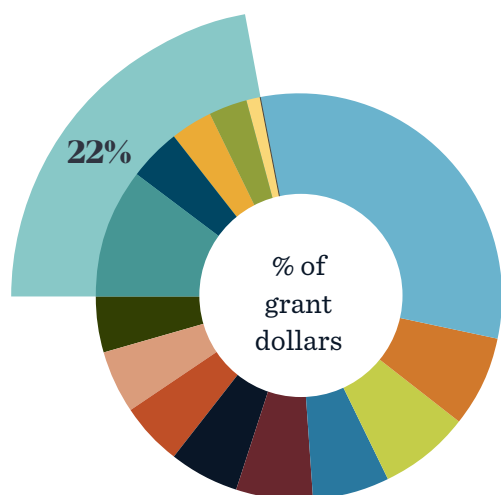
NUMBER OF GRANTS

\$98.7 M

AWARDED IN GRANTS

Where Donors Gave

22% of donor-advised grant dollars went to foundation priority areas.



Education	10.5%	\$10.4 M
Civic Fabric	4.0%	\$4.0 M
Economic Opportunity	3.5%	\$3.5 M
Environment and Climate	3.1%	\$3.0 M
Housing and Homelessness	1.0%	\$0.9 M
Transportation	< 1.0%	\$1 K
Philanthropy, Grantmaking	31.3%	\$30.9 M
Human Services	7.4%	\$7.3 M
Religious Institutions	7.2%	\$7.1 M
Higher Education	6.1%	\$6.0 M
Youth Development	6.0%	\$5.9 M
Food and Nutrition	5.5%	\$5.4 M
Arts, Culture, Humanities	5.2%	\$5.1 M
Health and Mental Health	4.8%	\$4.7 M
Other	4.4%	\$4.4 M



Annette Alexander, alumni navigator at Warren Village.

\$162.7 M

VALUE OF ASSETS IN THE FUND FOR DENVER

\$5.49 M

AMOUNT OF GRANTS AWARDED

427

NUMBER OF GRANTS



Emily Wheeland, CEO of The Delores Project.

THE FUND FOR DENVER

The Denver Foundation's donor-built permanent endowment fuels our Community Grants Program, which supports constituent-led organizations that serve historically marginalized people, including those in communities of color. The Fund for Denver also funds our Civic Fabric Fund, Critical Needs Fund, Strengthening Neighborhoods, and other programs in the seven-county Metro Denver region. To support this work, visit denverfoundation.org/fundfordenver.

COMMUNITY GRANTS PROGRAM

Helping nonprofit organizations create positive change. This funding focuses on a wide variety of issues, including economic opportunity, education, climate and the environment, affordable housing, and transportation.



\$3.96 M

AMOUNT OF GRANTS AWARDED



107

NUMBER OF GRANTS



Dontae Latson, former CEO of Family Tree.

STRENGTHENING NEIGHBORHOODS

Makes grants to support work by community-led groups from communities of color and communities with lower incomes.



\$364,430

AMOUNT OF GRANTS AWARDED



150

NUMBER OF GRANTS



Greg, Groundwork Green Team member.

CIVIC FABRIC FUND

Supporting nonprofits' policy and advocacy efforts, including the critical activities of supporting state and local policy change, and voter registration and engagement.



\$409,250

AMOUNT OF GRANTS AWARDED



\$572,153

AMOUNT OF DONATIONS



37

NUMBER OF GRANTS



18

NUMBER OF DONORS

CRITICAL NEEDS FUND

Designed to meet community needs as they arise with rapid-response grantmaking.



\$415,000

AMOUNT OF GRANTS AWARDED



36

NUMBER OF GRANTS



Christina Carlson, CEO of Urban Peak.

Scholarships



Reisher scholar at alumni event.



\$12.5 M

AMOUNT OF SCHOLARSHIPS AWARDED



119

SCHOOLS ATTENDED



1,653

STUDENTS SUPPORTED



84

SCHOLARSHIP FUNDS

Agency Funds



Erin Overturf, clean energy director at Western Resource Advocates (WRA) (left) and Jon Goldin-Dubois, president of WRA (right)



\$78.4M

TOTAL AGENCY ENDOWED ASSETS



\$30.5 M

TOTAL AGENCY ADVISED ASSETS



83

NUMBER OF AGENCY ENDOWED FUNDS



44

NUMBER OF AGENCY-ADVISED FUNDS

Collective Giving



Dr. Shere Walker-Revenell, CEO and founder, Black Parents United Foundation, with Lucy Molina, deputy director.



\$350,674

AMOUNT OF GRANTS AWARDED



75

NUMBER OF GRANTS



268

NUMBER OF MEMBERS

We partnered with generous donors to support the advanced and ongoing studies of high school and college students, educators, and others.

We helped nonprofit partners achieve their long-term financial sustainability goals through endowed and non-endowed fund options.

Giving circles and affinity groups help democratize philanthropy, welcoming people of all giving levels to the power of giving. This includes our Elevating Philanthropy in Communities of Color (EPIC) Giving Circles: Colorado AAPI Giving Circle, Denver African-American Philanthropists (DAAP), LatinasGive!, Latinos Impacting our Future Together (L.I.F.T.), and Women of Color Making a Difference. We also have the Environmental Affinity Group, March On!, The Giving Forward Project, and Denver Reparations Fund.

Belonging Colorado



Photo courtesy of the Colorado Health Institute.

Belonging Colorado, a special fund, launched in 2024 to support innovative programs that bring people together across lines of difference, deepen community relationships, and bridge divides. In the first year, we awarded planning grants to support nonprofits in preparing to implement their programs in 2025 and 2026.



\$225,000
AMOUNT OF GRANTS AWARDED



15
NUMBER OF GRANTS

Impact Investments



2024 Cleo Parker Robinson Dance groundbreaking on The Center for the Healing Arts.

Impact investments are a tool to support and improve communities that generate financial returns while providing social or environmental benefits. We started this pool in 2013 with gifts from numerous donors and an initial investment of \$1 million from The Fund for Denver.



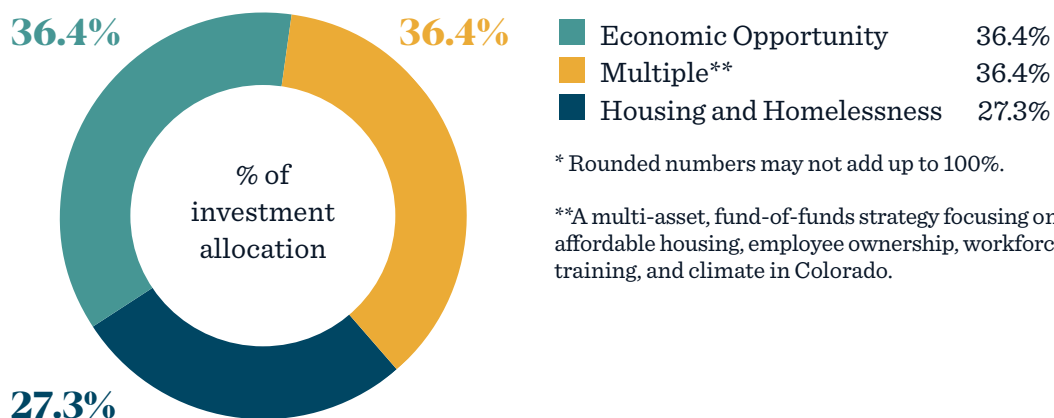
\$1.38 M
AMOUNT DEPLOYED



5
NUMBER OF INVESTMENTS DEPLOYED



\$7.96 M
VALUE OF IMPACT INVESTMENT POOL



2024 BOARD OF TRUSTEES

Lisa Zúñiga Ramirez, Chair
Peter Kirsch, Vice Chair
Sean Kenney, Secretary
Mira Finé, Treasurer
John Loewy,
Immediate Past Chair
Michelle Adams
Damon O. Barry
Kelly Brough
Alisha Brown
Meg Franko
Joe Garcia
Jennifer Kilpela
Erika Martinez
Mark Newhouse
Lee Reichert
Julie Reiskin
Karen M. Robinson
Simone Ross
Brenna Simmons-St. Onge



Karen M. Robinson, trustee, with fellow attendees at the 2024 Annual Investment Meeting.

CONTACT

The Denver Foundation
1009 Grant Street
Denver, CO 80203

303.300.1790

denverfoundation.org
[@TDFcommunity](https://twitter.com/TDFcommunity)

STATEMENT OF FINANCIAL POSITION

Assets

Cash & Cash Equivalents	\$4,887,976
Program-related Investments	\$19,831,455
Investments	\$1,290,530,764
Beneficial Interest in Trusts	\$9,131,848
Other Assets	\$12,924,836

Total Assets	\$1,337,306,879
---------------------	------------------------

Liabilities

Accounts Payable	\$777,714
Grants Payable	\$14,626,919
Liabilities Under Trusts and Annuity Agreements	\$2,464,955
Agency Endowment & Funds Held in Trust for Others	\$110,139,965
Other Liabilities	\$5,295,998

Total Liabilities	\$133,305,551
--------------------------	----------------------

Net Assets	\$1,204,001,328
Total Liabilities and Net Assets	\$1,337,306,879

STATEMENT OF ACTIVITIES & CHANGES IN NET ASSETS

Revenue

Contributions	\$132,023,274
Investment Returns	\$109,175,136
Other Income	\$10,937,539

Total Revenue	\$252,135,949
----------------------	----------------------

Expenses

Grants	\$133,894,575
Program Services	\$9,230,369
Supporting Services	\$10,503,036

Total Expenses	\$153,627,980
-----------------------	----------------------

Changes in Net Assets	\$98,507,969
Net Assets, Beginning of Year	\$1,105,493,359
Net Assets, End of Year	\$1,204,001,328